

Play That Guitar. Part 6

A beginners guide by Brian Powell The final month in a six part series of articles introducing you to playing the guitar.



This is the last in my 6 part series of guitar lessons. We started in Oct 2008. Since then the world economy has crashed and America has its first black president. Who would have thought? I guess you guitarists haven't noticed these

changes to the world as you have been so busy locked away practicing chord changes, technical exercises and song writing. I can't wait to hear the results!

Remember you can find all these lessons on the fiveways directory website where you can even enlarge some of the previous lessons small diagrams too. Take time to look back at the earlier articles as your abilities grow. Like a lot of things in life it's more fun playing easy stuff when you find it easy to play.

Top Tip

Don't just go through the motions practicing music pieces you are comfortable with. Push yourself with new challenges.

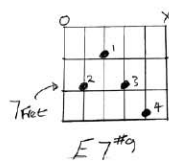
This month we look at 'The Hendrix Chord', Power Chords and one of my songs 'South Of Normal'

The Jimi Hendrix Chord

I can't think of any other guitarist or musician who has a chord named after them that is so recognisable with that person's music.

The Hendrix chord in its pure form is a Dominant 7th with a #9. It always sounds Cool, Rock and Funky. Just like the man himself.

FIG 1. The Hendrix Chord. In E.

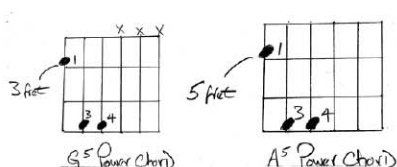


Power Chords

Rock music wouldn't really exist without electric guitars and Power Chords. Those heavy Black Sabbath riffs like 'Paranoid', 'Iron Man' and the AC/DC classic 'Back In Black' explode with Power Chords.

This type of chord is made up from a Root, a 5th (from the relevant major scale) and a higher Root Octave.

FIG 2 & 3. G and A Power Chords.




Let's put our Hendrix chord and some Power Chords together to make the main riff

from the ever wonderful 'Purple Haze' by Jimi Hendrix.

FIG 4. 'Purple Haze' riff. J Hendrix.

A Country Style Song

At last, we look at one of my songs 'South Of Normal'. Originally written in the style of Hank Williams



but it got a more contemporary country music feel when it was produced and recorded in Nashville (or maybe Steyn-ing). Try strumming a simple 4 to the bar on your acoustic guitar. Imagine you are driving a 57'Chevy along a dirt track somewhere in the USA not knowing where you are going to with a pain in yer heart! **The chord chart and lyrics for the song are available on www.fivewaysdirectory.co.uk in the Community section.**

You can listen to it at www.myspace.com/shaunaparkerband. The recording there is in the key of A flat, so you will need a 'Capo' on the first fret to play along with this version. Guitar Capos are widely used by acoustic guitarists to enable them to use 'open' position chord shapes further up the fretboard. A very useful purchase.

Well that just about concludes this set of 6 guitar lessons. At the end of the day an instrument like the guitar is just a tool to express yourself with. The more accomplished you get the more things you can say.

One of the best ways to improve your playing ability is to find other musicians to play with. Seek out like minded players and 'trade' techniques, tunes and licks. Or maybe get yourself some lessons from somebody like me. Take a look at my website or just give me a call.

In the meantime keep listening to Django Reinhardt, Jimi Hendrix, Robert Johnson and of course.....the legendary Hank Williams.

Make playing that guitar a part of your life as it ain't gonna learn to play it's self, and.....never ever give up.

I have designed these 6 lessons to build the students ability a month at a time. Keep these articles and refer back to previous lessons. This page and all other 'Play That Guitar' lessons are posted at www.fivewaysdirectory.co.uk

Brian Powell is an RGT registered guitar teacher and teaches in the Fiveways area of Brighton.

More information available at www.brianguitar.co.uk and Tel 01273 565600.

Copyright B Powell